







### 1. What is your gender?

		Response Percent	Response Count
Female		54.3%	207
Male		45.7%	174
		<b>answered question</b>	<b>381</b>
		<b>skipped question</b>	<b>0</b>

### 2. Where do you currently study?

		Response Percent	Response Count
College		1.3%	5
<b>Strathclyde University</b>		<b>97.1%</b>	<b>370</b>
Other university		1.3%	5
Not a student		0.3%	1
		<b>answered question</b>	<b>381</b>
		<b>skipped question</b>	<b>0</b>






### 3. What year of study are you in?

		Response Percent	Response Count
1st		45.6%	165
2nd		16.9%	61
3rd		13.8%	50
4th		10.2%	37
5th		1.1%	4
PG - Taught		7.2%	26
PG - Research		5.2%	19
<b>answered question</b>			<b>362</b>
<b>skipped question</b>			<b>19</b>





### 4. Please choose one of the following that best describes your situation:

		Response Percent	Response Count
<b>Home Student (living at home whilst studying)</b>		44.8%	162
UK student (living away from home whilst studying)		37.0%	134
International (EU) Student		9.9%	36
International (non-EU) Student		8.3%	30
<b>answered question</b>			<b>362</b>
<b>skipped question</b>			<b>19</b>



## 5. Which option best describes your sexuality?

		Response Percent	Response Count
Bisexual		3.9%	14
<b>Heterosexual</b>		<b>89.7%</b>	<b>321</b>
Homosexual		2.5%	9
Trans		0.3%	1
Prefer not to say		3.6%	13
Other (please specify)			1
<b>answered question</b>			<b>358</b>
<b>skipped question</b>			<b>23</b>
























## 6. Each year the Union gives returning & new students a welcome pack. Did you find the information in this useful?


		Response Percent	Response Count
Yes		<b>71.6%</b>	<b>260</b>
No		5.2%	19
Don't know		5.8%	21
Didn't receive anything by post/at International Welcome		17.4%	63
<b>answered question</b>			<b>363</b>
<b>skipped question</b>			<b>18</b>

## 7. Did you attend at least one event during Freshers' Week?

		Response Percent	Response Count
Yes		82.9%	301
No		17.1%	62
answered question			363
skipped question			18

## 8. What were your top 3 parts of Freshers' Week 2011?







		Response Percent	Response Count
12 Hour		39.7%	116
Dynamo @Thursty		18.8%	55
Beach Party		17.5%	51
Big Fairground		7.9%	23
Freshers Fair		33.9%	99
Kassidy		8.6%	25
Bus tours		2.4%	7
Hugh Lennon and Hypnodog		13.7%	40
Ceilidh		14.4%	42
Sports Fair		10.3%	30
Speed Meeting		4.5%	13
Mountain Bike Madness		4.5%	13
Rottenrow Assault course		3.8%	11
Live DJ sets		18.8%	55
Tinchy Stryder		12.0%	35
Quiz Nights		7.9%	23
Open Mic Night		3.8%	11
Headphone Disco		21.2%	62
TFI		19.9%	58
International Events		12.7%	37
Cocktail Masterclass		5.1%	15
Postgraduate Welcome		5.8%	17
Walking Tour		3.1%	9

Other (please specify)		9.9%	29
<b>answered question</b>			<b>292</b>
<b>skipped question</b>			<b>89</b>

### 9. Before and during Freshers' Week, how useful did you find the following?:

	Very useful	Quite useful	Not useful	Don't know	Response Count
USSA Welcome Team	30.4% (102)	<b>34.3% (115)</b>	13.7% (46)	21.5% (72)	335
Freshers' Week Guide	<b>44.2% (148)</b>	40.9% (137)	3.3% (11)	11.6% (39)	335
Union posters/flyers	27.2% (91)	<b>54.3% (182)</b>	9.9% (33)	8.7% (29)	335
strathstudents.com website	20.9% (70)	<b>49.6% (166)</b>	14.9% (50)	14.6% (49)	335
Main Association Facebook page/event page	34.0% (114)	<b>43.0% (144)</b>	12.5% (42)	10.4% (35)	335
<b>answered question</b>					<b>335</b>
<b>skipped question</b>					<b>46</b>



## 10. How did you sign up to groups, clubs & societies or sports throughout Freshers' Week?

		Response Percent	Response Count
I joined at the fairs		39.4%	132
I joined online		9.3%	31
I joined in person on L7		5.4%	18
I didn't want to join any groups/clubs		26.0%	87
I wasn't sure how to join any groups/clubs		19.4%	65
I don't attend Strathclyde		0.6%	2
<b>answered question</b>			<b>335</b>
<b>skipped question</b>			<b>46</b>

## 11. Do you think the Freshers' Pass (£38) and the semester 1 Gold Card (£58) offer good value for money?

	Yes	No	Not sure	Response Count
Freshers' Pass	33.9% (108)	30.7% (98)	<b>35.4% (113)</b>	319
Gold Card	31.0% (102)	<b>35.6% (117)</b>	33.4% (110)	329
	If no, what would make them better value?			92
<b>answered question</b>				<b>333</b>
<b>skipped question</b>				<b>48</b>

**12. The Student Guide 2011/12 tells you everything you need to know about what happens in Your Union! Do you have your copy yet?**

		Response Percent	Response Count
Yes, thanks		54.0%	181
No, but I know I can still read it online at <a href="http://www.strathstudents.com">www.strathstudents.com</a>		46.0%	154
<b>answered question</b>			<b>335</b>
<b>skipped question</b>			<b>46</b>

**13. If you are a Strathclyde student you are eligible to win a £150 cash prize! Please enter your Strathclyde university email address to be entered into our prize draw.**

	Response Count
	309
<b>answered question</b>	<b>309</b>
<b>skipped question</b>	<b>72</b>